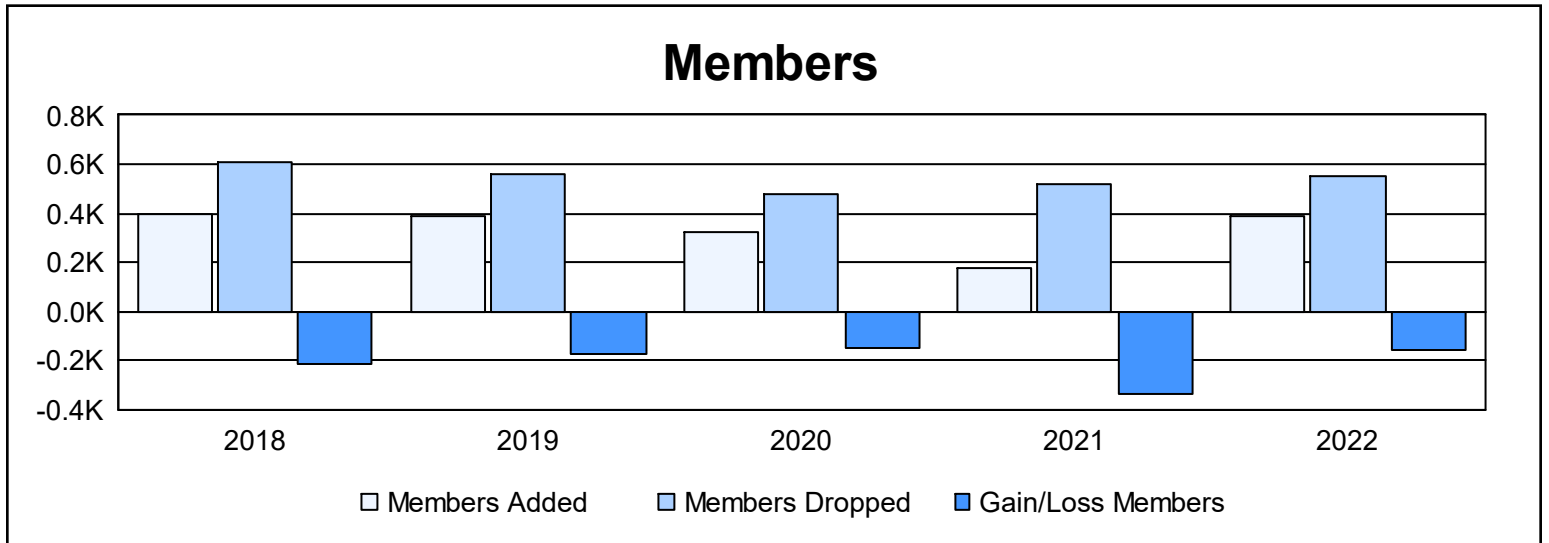
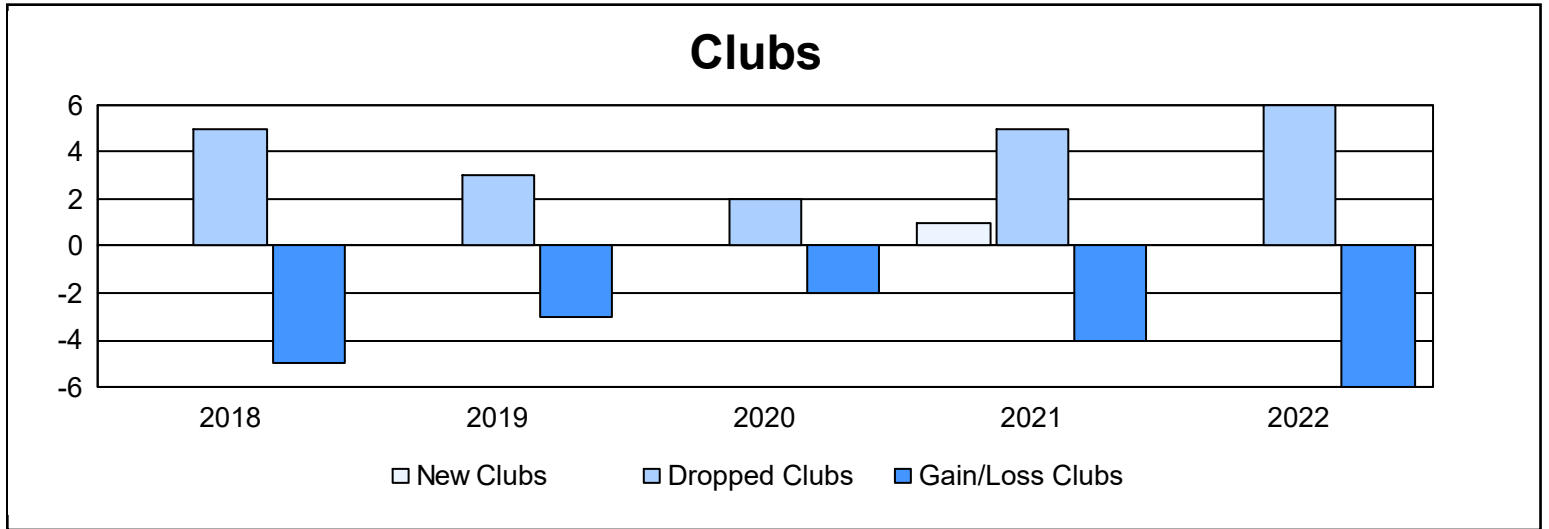
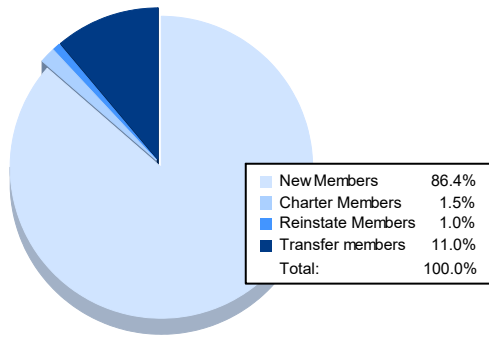


Year	New Clubs	Dropped Clubs	Gain/Loss Clubs	New Members	Charter Members	Reinstate Members	Transfer Members	Total Member Added	Total Members Dropped	Gain/Loss Members
2017-2018	0	5	-5	345	7	2	41	395	609	-214
2018-2019	0	3	-3	358	4	5	21	388	563	-175
2019-2020	0	2	-2	301	1	1	24	327	474	-147
2020-2021	1	5	-4	141	24	3	12	180	517	-337
2021-2022	0	6	-6	337	6	4	43	390	551	-161
<b>Average</b>	<b>0</b>	<b>4</b>	<b>-4</b>	<b>296</b>	<b>8</b>	<b>3</b>	<b>28</b>	<b>336</b>	<b>543</b>	<b>-207</b>



### Membership Composition June 2022 Cumulative



### Gender Composition June 2022 Cumulative

